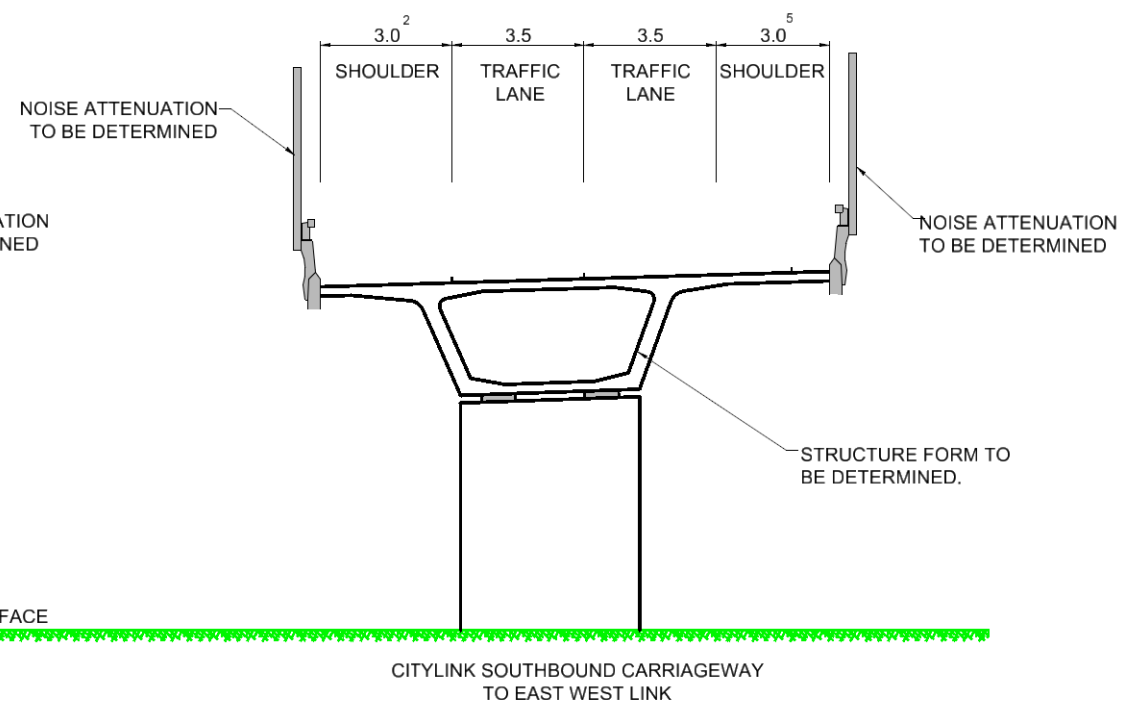
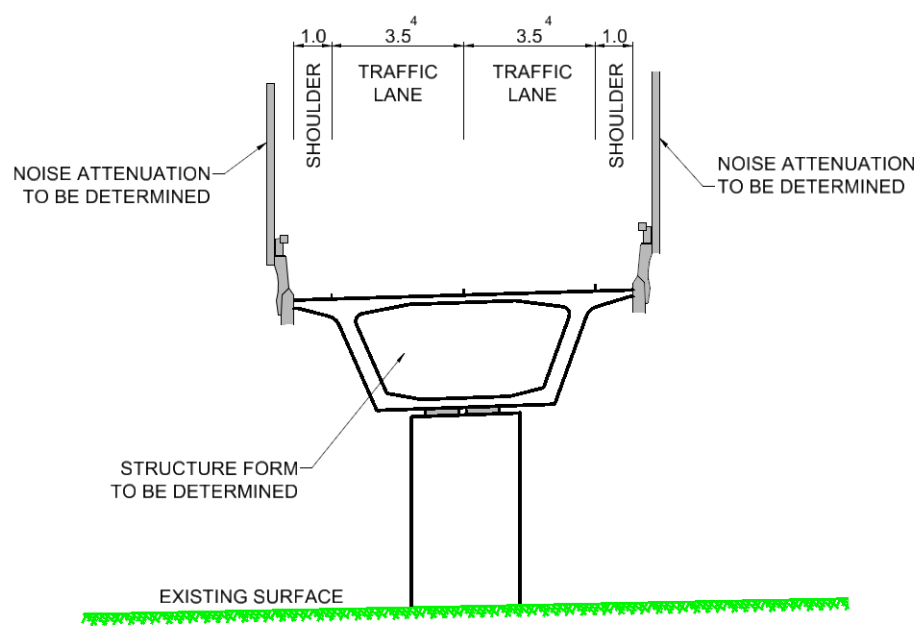


EAST WEST LINK TO CITYLINK SOUTHBOUND CARRIAGEWAY

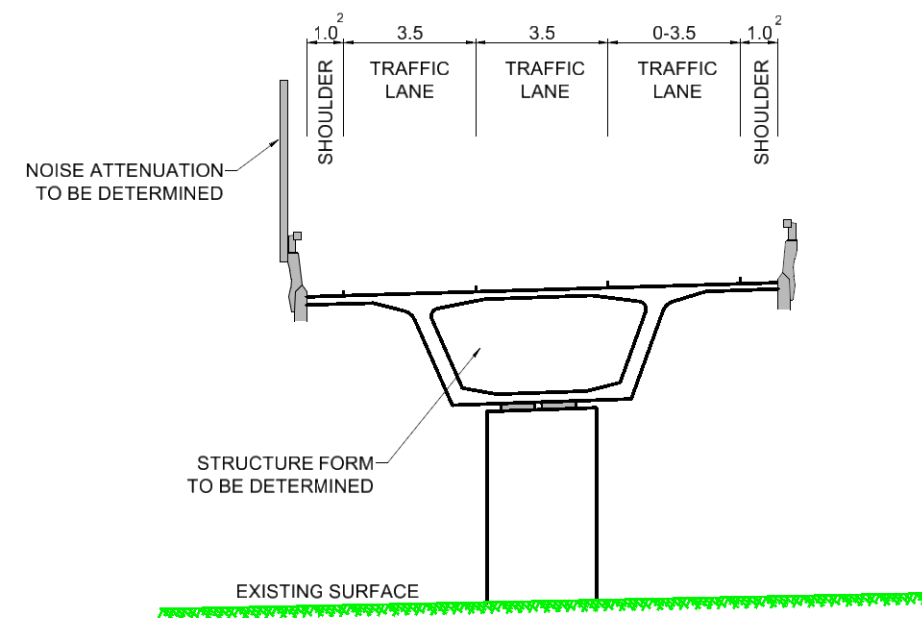


CITYLINK SOUTHBOUND CARRIAGEWAY TO EAST WEST LINK

STAGE ONE - CITYLINK INTERCHANGE  
TYPICAL VIADUCT SECTION  
FROM EAST WEST TUNNEL TO CITYLINK SOUTH



STAGE ONE  
TYPICAL HODDLE ST WESTBOUND ENTRY RAMP  
(TO TUNNEL ONLY)



STAGE ONE - ORMOND RD INTERCHANGE  
NORTHBOUND EXIT RAMP

- NOTES:
1. ALL DIMENSIONS ARE IN METRES.
  2. SHOULDER MAY NEED TO INCREASE TO 4.0m MAX. TO MEET SIGHT DISTANCE REQUIREMENTS.
  3. FOR RAMP MERGE AND DIVERGE CONFIGURATIONS REFER TO ALIGNMENT PLANS.
  4. LANE WIDTHS MAY INCREASE FOR PAVEMENT WIDENING AS REQUIRED.
  5. SECTION NEEDS TO CATER FOR VARIABLE LANE CONFIGURATION

No	DATE	DESIGN REVISION	REV'D P/APPD	APP'D P/DIR	AMENDMENT
C	27/09/13				REFERENCE DESIGN
B	06/05/13				REFERENCE DESIGN
A	27/11/12	GC			BUSINESS CASE

REF.	DRAWING NUMBER	REFERENCE DRAWING TITLE



PROJECT	EAST WEST LINK - EASTERN SECTION		
DRAWN	DRAFTING CHECK	REVIEWED	APPROVED
P TOSCANO	D BRISTOW	S SMEDLEY	K MATHERS
DESIGNED	DESIGN REVIEW		
P TOSCANO	T BROCK		

PROJECT		EAST WEST LINK - EASTERN SECTION	
DRAWN	DRAFTING CHECK	REVIEWED	APPROVED
P TOSCANO	D BRISTOW	S SMEDLEY	K MATHERS
DESIGNED	DESIGN REVIEW		
P TOSCANO	T BROCK		

TITLE		
CONCEPT DESIGN		
TYPICAL CROSS SECTIONS		
SHEET 6 - STAGE ONE		
SCALE	DRAWING NO.	AMDT
NTS	.EWL-DES-DR-1146	C